



Prick 'n Stitch Designs

Maretha Botes: 084 604 4814
Ansa du Toit: 084 299 3609

Email: pricknstitch199@gmail.com
Website: www.pricknstitch.com

May 2019 Issue 54


Dear Fellow Stitchers,

While the days are getting shorter and colder here in South Africa, we are still holding on to summer with two new By the Sea designs and a cute freebie. Growing up near Struisbaai and L'Agulhas, we were always looking for the paper nautilus shells – and still do whenever we get a chance!

- **“Vintage Car #3”** Always nice to give a vintage car card to your male friends or relations. Alternatively, it is a good addition to a framed collection of the vintage designs.
Pricking - 15 minutes, Stitching - approx. 2 hours
- **“Golf Cart”** This one was on our request list and also just in time for the golfing fathers.
Pricking - 10 minutes, Stitching - approx. 2 hours
- **“Lighthouse”** A Safety beacon – perhaps to let someone know you are thinking of them during a difficult time. Work it on a coloured card to show the white detail.
Pricking - 15 minutes, Stitching - approx. 1,5 hours
- **“Nautilus”** The pricking may look daunting, but just start by stitching the outside border before doing the ridges
Pricking - 15 minutes, Stitching - approx. 1,5 hours



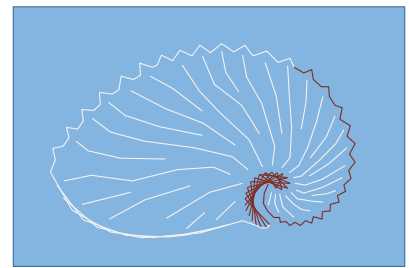
**BS010 Lighthouse
Code B**



**FT051 Vintage Car #3
Code C**




**FT052 Golf Cart
Code C**



**BS009 Nautilus
Code B**

May Design Specials

			<i>Downloads or Mail Order (+ P & P)</i>	<i>WEBSITE Downloads</i>
		Normal Prices	SA Rand	US \$
FT051	Vintage Car #3	(Code C)	30.80	2.20
FT052	Golf Cart	(Code C)	30.80	2.20
BS009	Nautilus	(Code B)	28.00	2.00
BS010	Lighthouse	(Code B)	28.00	2.00
			117.60	8.40
		All 4 designs less 10%	ZAR 106.00	US\$ 7.60



***** Freebie Motif *** Flip Flops**

In this photo we've used turquoise and rainbow metallic thread. Play with any threads you may have!

Soles – Crossover Stitch (miss 2), except the 2 stitches on inside of strap is Stem Stitch (miss 1)

Straps – Stem Stitch (miss 1), starting with a backstitch where the straps are attached to the soles

The encircled dot is an optional pricking to attach a flower sequin.

***Please don't hesitate to contact us with any questions.
We want everybody to enjoy this hobby as much as we do!
Though we both have full time jobs, we treat all queries with urgency.***

To our South African Customers:

If you prefer not to order via the website, you are welcome to send us your order via email, whatsapp or a phone call, then we will provide our banking details on the invoice.

**Happy Stitching,
Maretha & Ansa**

