



Prick 'n Stitch Designs

Maretha Botes: 084 604 4814
Ansa du Toit: 084 299 3609

Email: pricknstitch199@gmail.com
Website: www.pricknstitch.com

Oct 2019 Issue 55


Dear Fellow Stitchers,

So, the plan was to have the Christmas designs out by August this year, but then life happens... the last few months were a bit of a roller coaster ride, but we trust things will quiet down now and we'll be able to dedicate more time to Prick n Stitch.


This time all the designs are based on requests or suggestions – please do keep them coming!

We hope you will enjoy the cross stitch inspired freebie, please let us know what you think of it?

- **“Xmas Circle”** Optionally add gold sequins for the berries to add a bit of extra sparkle to the red, green and gold design.
Pricking - 15 minutes, Stitching - approx. 2 hours
- **“Reindeer”** A dear fellow for some cheerful Xmas wishes
Pricking - 20 minutes, Stitching - approx. 2 hours
- **“Sports Car #1”** We've done this design on a request and it's a good addition to our “for men” collection
Pricking - 15 minutes, Stitching - approx. 2,5 hours
- **“Wedding Couple”** In South Africa we are currently in the wedding season. It takes some time to work out, but it is the ideal way to add that extra personal touch to a wedding gift.
Pricking - 25 minutes, Stitching - approx. 3 hours




X043 Xmas Circle
Code A



FT053 Sports Car #1
Code C



C050 Wedding Couple
Code C



X044 Reindeer
Code B




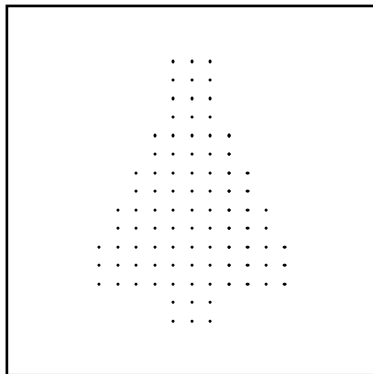
Oct Design Specials

Also refer additional Christmas specials on next page

			Downloads or Mail Order (+ P & P)	WEBSITE Downloads
		Normal Prices	SA Rand	US \$
X043	Xmas Circle (Code A)		25.20	1.80
FT053	Sports Car #1 (Code C)		30.80	2.20
C050	Wedding Couple (Code C)		30.80	2.20
X044	Reindeer (Code B)		28.00	2.00
			114.80	8.20
		All 4 designs less 10%	ZAR 103.00	US\$ 7.30

We are excited about the new colours we have added to the silky threads!!

Please have a look at the Threads order form on the website.



***** Freebie Motif *** Xmas Tree #2**

Stitch each row as you would do for cross stitch, either start with '///' or '\\\\'.

Use rust or copper metallic thread for the trunk, emerald metallic for the tree and gold metallic for the star. Lastly, thread some seed beads into rainbow glitz thread as you work the diagonal lines in crossover stitch, resembling the Christmas lights.

You could also replace the stitched star with a star gem.

2019 Xmas Special #1



Merry Christmas




X024 Xmas Window, X017 Xmas Sleigh and X022 Peace Wreath



R55.00 / US \$ 4.00

2019 Xmas Special #2



X038 Gift Tree, X030 Xmas Cracker and X006 Xmas Bauble



R55.00 / US \$ 4.00



**Please don't hesitate to contact us with any questions.
We want everybody to enjoy this hobby as much as we do!
Though we both have full time jobs, we treat all queries with urgency.**

To our South African Customers:

If you prefer not to order via the website, you are welcome to send us your order via email, whatsapp or a phone call, then we will provide our banking details on the invoice.

**Happy Stitching,
Maretha & Ansa**